







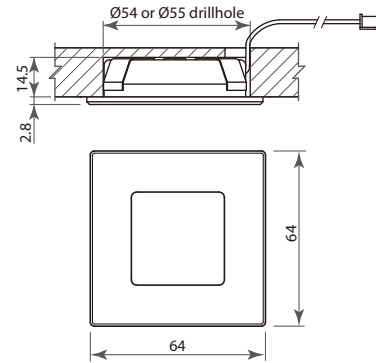

Uni-X1SQ LED Down Light (High Efficiency 2.5W) - PLD160

Article No.	Description	Illustration
	PLD160ABN-CW-H brushed stainless, cool white	
	PLD160ABN-NW-H brushed stainless, neutral white	
	PLD160ABN-WW-H brushed stainless, warm white	
	PLD160TH-ABN-CW-H brushed stainless, cool white	 (with touch surface)
	PLD160TH-ABN-NW-H brushed stainless, neutral white	
	PLD160TH-ABN-WW-H brushed stainless, warm white	
	Flat surface mount housing , aluminium, screw fixing T160SK-ABN brushed stainless	
	Triangle surface mount housing , stainless steel, screw fixing T160CRH	
	T160CRH-IR with IR sensor lens	
231-54	Drill bit, Ø54mm	 Ø54mm hole (blind or through)

Uni-X1SQ LED Down Light (High Efficiency 2.5W) - PLD160



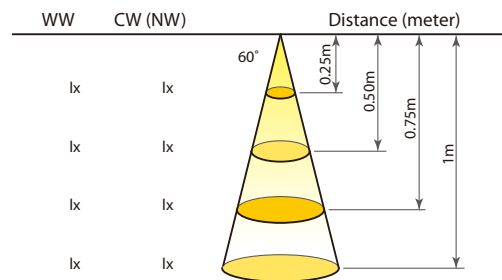
- * Application: under kitchen cabinet, furniture, bookcase, closet, display
- * Solid aluminium housing in various finishes
- * With mirror reflector & glass diffuser
- * Single LED star module, Cree® high power XP-E HEW (24 ~ 30% extra lumen)



- * Operating voltage: 700mA constant current
- * Electricity consumption: 2.5 watts

Light color	warm white (WW)	neutral white (NW)	cool white (CW)
CCT (K)	3,000K	4,200K	6,000K
Flux (lm)			
Efficacy (lm/w)			
CRI			

* Light distribution diagram:



700mA Constant Current Power Supply & Light Control (Optional)

- * Modular power system to connect 1 ~ 12 lights
- * For more information, please refer to page xxx

